

# **STRAIGHTLINE** **PERFORMANCE**

[www.straightlineperformance.com](http://www.straightlineperformance.com)

15250 Hornsby St NE Forest Lake, MN 55025 (651-466-0212)

**(242-119)**


## **Can-Am 500/650/800/850/1000 G2 Straightline Performance Slip-on Exhaust**

Straightline Performance exhaust systems should only be installed by a professional service installation center. Certified Can-Am dealers and Straightline certified performance centers are recommended for any installations and set-up. Straightline recommends the installation of a Dynojet Power commander PCV for optimum performance. Email [tech@straightlineperformance.com](mailto:tech@straightlineperformance.com) for fuel programming maps, or check online at [www.straightlineperformance.com](http://www.straightlineperformance.com) under the year, make and model of your machine.

**Always read the entire instructions before installation or calling on tech questions.**


### *Step 1.*

Unbolt the stock muffler from the 3 points shown below.




### Step 2

Remove the stock bolt that is supporting the heat shield as shown below.



### Step 3.

- Slide the new Straightline muffler and install onto head pipe and lightly seat the new clamp.
- Install the stock upper bolt and washers as shown below, do not fully tighten.
- Install the lower bolt into the lower mount that was removed from the heat shield back into the same location.
- Lastly tight the lower mount first and then the top mount and lastly tight the header clamp.



***Straightline Can-Am 800/1000 Bill of Materials***  
**Part Number (242-119)**

Quantity	Item #	Descriptions	In Box
1	IT-242-119	Can-Am Outlander 500/650/800/1000 Gen 2 (slip-on)	
1	94100-0175	Clamp	
1		Sticker	
1		Instructions	

Checked and Packaged By

Technical questions can be answered at [tech@straightlineperformance.com](mailto:tech@straightlineperformance.com)



**Facebook @ straightlineperformanceinc**

**Youtube @ straightlineperfinc**

**Twitter @ straightlineperf**

***The Straightline exhaust is ceramic coated to the intake side of the exhaust. This helps on under plastic temps and melting. Ceramic coating does require some maintenance to keeps its shine. Please see the attached ceramic coating care and maintenance sheets.***